



HOUSTON

METAL ARTS GUILD

N E W S L E T T E R



Shattered
Angela Roberts

F E B R U A R Y 2 0 1 7

TABLE OF CONTENTS

Letter by the President	1,2
Calendar of Events.....	3
Spirit & Matter.....	4, 5
SNAG	6
Upcoming Programs	7, 14, 15
Upcoming Workshops	8
Scholarship Winner	9
Tips & Tricks.....	10, 11
Road Trip - Tucson	12, 13
Special Projects	14
HMAG Call for Nominations	16
Library News.....	17
Houston Area Metal Courses.....	18
Membership & You.....	19



HMAG BOARD MEMBERS

Cathy Prieto-Smith	President	hmagpres@gmail.com
Terry Fromm	Vice President	hmagvicepres@gmail.com
Vicki Donnenberg	Secretary	hmagsecr@gmail.com
Jo Preston	Treasurer	hmagtreas@gmail.com
Amber Tiemann	Membership	hmagmembr@gmail.com
Jane Bocchini	Programs	hmagprog@gmail.com
Open	Workshops	hmagwkshp@gmail.com
Jessica Jacobi	Special Projects	hmagproj@gmail.com
Jessica Jacobi	Education	hmageduc@gmail.com
Terry Fromm	Communications	hmagcomm@gmail.com
Linda Grandstaff	Newsletter	hmagnews@gmail.com
Marjorie Metoyer	Library	hmaglibr@gmail.com

All images in this publication are ©2017 Copyright. All Rights Reserved.

LETTER BY THE PRESIDENT

with Cathy Prieto-Smith

Hello HMAGers!

What a year! I can't tell you how grateful I am that 2016 has come to an end but I believe many of you already understand this first-hand, and it wouldn't be a very nice letter if I focused on that. So, instead, I'd like to take this opportunity to share some encouragement for this new-and-improved 2017.

Yes, it was a very challenging year for me, and for the many metalsmiths I spoke to. Consumers leaned toward purchasing "necessities, not nice-ties". This seemed to be the over-all consensus of many artists. The truth is, both are a similar condition where the difference between the two lies in the priority. "Priority" being the optimal word. There is a lot of competition out there. So unless you can figure out what works in your market area, you may end up living up to the "starving artist" role. And that, my friends, is not encouraging!

Making utilitarian objects sounds well and good but it's not a very practical choice for me. I don't think I can change who I am. What I enjoy creating is far from utilitarian. I am a ring girl! I love them! I love to design them and make them into funky play-things (thank you, Gary Schott, for introducing "kinetics" into my world!). Can this old leopard change its spots?! Hmmmm. I am reminded of a colleague, Andy Cooperman, who once said; "Don't pass up any opportunity. Nothing is too small when you're starting out. You may take it in the shorts a few times and some clients are going to walk away with some really great deals. But keep your eyes on the prize. Remember that this is like the stock market: you're in it for the long haul". I may not be "starting out", but I am in need of a few new directional deviations.

My advice, for what it's worth... Step out of your comfort zone. Take a chance on a new class that offers something different. Something that will add to the skills you already possess. It's about growth. Knowing what the current consumer is looking for is empowering. Ask your colleagues what is working for them. Now take that information and apply it to "necessities". It is easier than you think.

Next, you'll need to surround yourself with a group of like-minded artists for the critical support needed to develop and continually refine your skills - while maintaining your own unique artistic vision and voice. ✓ CHECK. You just happen to be a member of the perfect venue for this. HMAG has a wealth of members with information to get you through nearly any issue. I can't encourage dialogue enough! This group is a friendly group of metalsmiths with a wide variety of skill levels, ranging

from the newbie, dreaming of buying their first torch (who, I might add, is taking classes and learning lots of new up-to-date skills and tricks), to the master artisans who kindly lend their expertise and encouragement. Don't be afraid to ask.

If you are hoping to submit to exhibitions, shows, or sell your art online, you will need good photographs. Take the time to learn how to set a proper stage to shoot your pieces. Do not use props. Your piece should stand alone, clear and bright. Even amateur photographers can obtain dramatic results with minimal effort. Lighting, tripod (or a timer on your point & shoot), wax, filament lines and even Photoshop are great tools to accomplish amazing shots you can be proud of. The information needed is out there. Google it!

Last (but certainly not least) A strong Artist Statement, Bio and Resume. It is CRITICAL to understand what and how important these are. I have witnessed many great artists lose their footing in a juried pick by a poorly written artist statement, confusing bio or not attaching a requested resume. It breaks my heart.

All that is needed is a certain amount of skill, creativity and having the right encouragement to bring this year's plan to fruition. I strongly encourage all of you to take responsibility for your continued success. Make 2017 a learning year. Try something new and don't be afraid to step off the edge into a new concept. Follow the consumer and they will lead you into a successful, self-sufficient business. We are in it for the "long haul", as Andy stated. A shift in our tried-and-true should be considered an opportunity. It is a stepping stone not a road block. We can do this. We can take charge of 2017 and make it ours. Good luck and keep me posted. I'd love to hear what works for you... and what doesn't.

Cathy

Cathy Prieto-Smith
2016-2017 President



CALENDAR OF EVENTS

December 2016

- HMAG 21st Holiday Party held at **Cathy Prieto-Smith's Home**
- Capsule Gallery viewing of Jewelry Edition, Vol. 3

January 2017

-

February 2017

- Deadline for submitting work to *Meeting of the Guilds* at [Tea+Art] Gallery

March 2017

- *Meeting of the Guilds* Show at [Tea+Art]
- *Craft Community Day* at HCCC
- *Artist Talk* with **Andy Cooperman**
Charisma Studios

April 2017

- Annual Membership Meeting with *JoolTool Demo*
- Board of Directors Election

May 2017

- *Tools Tools Tools* with **Val Link** - date to be determined

June 2017

- *Time to renew your membership!*
- *Cultured Cocktails* at **Boheme Café & Wine Bar**

July 2017

- Education Scholarship and Member Development Grant winner presentations

What an exhibition! This was the first one sponsored by HMAG that invited members and non-members. We had over fifty artists enter – including 34 HMAG members. It was also our first exhibition at the Jung Center. We were joined in opening night by painter Lindsay Peyton in the side gallery. The Jung Center staff was very impressed and said it was the biggest opening night in their memory. Lots of food, drinks, and fun for everyone!

The exhibition celebrated the diverse field of metalworking and jewelry and investigated the connections between the human spirit and material objects. The show was juried by Andy Cooperman. He is a renowned metalsmith, educator and writer from the Seattle area. With more than fifty artists submitting up to three entries apiece, he had a difficult job! Ultimately he selected fifty-nine pieces for the exhibition and they showcased a wide variety of objects and jewelry.




BEST in SHOW
"Shattered"
 Angela Roberts

There were three prizes for exceptional work and three Honorable Mentions. The "Best in Show" prize of \$500 went to Angela Roberts for "Shattered".

The "Best Use of Materials" prize of \$250 went to Rene Lee Henry for "Nadir".

The "Most Original" prize of \$250 went to Jan Harrell for "Entropy".



MOST ORIGINAL
"Entropy"
 Jan Harrell



BEST USE of MATERIALS
"Nadir"
 Rene Lee Henry

The Honorable Mentions went to:

Terry Fromm for "Floral"

Younha Jung for "77098"

Jo Preston for "Caged: 60 Degrees of Separation"

SNAG – the Society of North American Goldsmiths – is having their annual conference in New Orleans this year.

The theme of the conference in Nexus: A Connection of Ideas. The SNAG website (www.snagmetalsmith.org) describes the conference on focusing on “motivating thinkers, collectors, and makers to bring new and old, materials, techniques, and ideas together in a true New Orleans celebration.” It will be held May 24 through 27. This year each day has a “sub-theme”. The sub-themes are Ornamentation, Decadence, and Masquerade.



The key note speaker is Ivy Ross. She has designed jewelry since the 1970s while working in creative design jobs at places like Swatch, Liz Claiborne, Mattel, and Gap. She now works at Google and is Vice President, Head of Design/User Experience for all Hardware Products. She has pieces in the Smithsonian, Victoria and Albert, Museum of Arts and Design, and the National Design Museum.

This year’s Exhibition in Motion is titled “Unmasked: Conceal and Reveal”. The large scale pieces in this exhibition will have a transformation on the runway. The exhibition will be followed by a cocktail party and then dancing. Sounds fun and interesting!!

For those of you who haven’t been to a SNAG Conference, it can be a very rewarding experience. You get to meet people from all over the world (not just North America) who have similar interests in metal-smithing. You can find inspiration all around you – at the conference and in New Orleans. You can swap pins and come away with new friends!

Nicknamed the “Big Easy,” New Orleans is known for its round-the-clock nightlife, vibrant live-music scene, and exceptional cuisine. A melting pot of French, African, and American cultures, it is one of the country’s most culturally and historically-rich cities. Its beauty, mystery and continuous regeneration is the perfect backdrop and inspiration for SNAG’s 46th conference, NEXUS: A Connection of Ideas.

Nicknamed the “Big Easy,” New Orleans is known for its round-the-clock nightlife, vibrant live-music scene, and exceptional cuisine. A melting pot of French, African, and American cultures, it is one of the country’s most culturally and historically-rich cities. Its beauty, mystery and continuous regeneration is the perfect backdrop and inspiration for SNAG’s 46th conference, NEXUS: A Connection of Ideas.

Saturday, March 4th is **Craft Community Day** at the *Houston Center for Contemporary Craft*! Fifteen local groups including HMAG will be participating in its annual **Gathering of the Guilds** from 11:00 am-3:00 pm. Be sure to come out and see what we and our fellow makers have been up to!

Featured groups include:

ClayHouston	Machine Knitting Club
Contemporary Handweavers of Houston	Polymer Clay Guild
Gulf Coast Woodturners	Printers Guild
Houston Area Blacksmiths Association	Texas Association of Original Doll Artists
Houston Bead Society	Texas Basket Weavers Association
Houston Book Arts Guild	TXRX Labs
Houston Metal Arts Guild	Workshop Houston
Houston Calligraphy Guild	



We are planning to demo some chain-making and weaving techniques and **NEED A FEW VOLUNTEERS!** If you’re interested email hmagprog@gmail.com.



CULTURED COCKTAILS AT BOHEME - JUNE 8

On Thursday, June 8th Fresh Arts’ Cultured Cocktails will feature HMAG at Boheme Café & Wine Bar (located at 307 Fairview St. near the corner of Taft St.). Bring some friends and catch up with fellow members; part of all the drink sales will go back to HMAG!

Cultured Cocktails is a community building fundraiser in celebration of the arts, and since its inception in 2008 it has raised more than \$100,000 for Houston Area artists and arts organizations.

TOOLS, TOOLS, TOOLS WORKSHOP

with Val Link

Learning to make tools is a process which improves one's general skill level and helps one to more thoroughly understand the purpose and function of a tool. One learns from history that when high levels of skill are attained, the craftsman and artist often turn to creatively embellishing their tools.

What we are investigating in this 2-day workshop is how we can make bench tools, forming tools, finishing tools and specialty tools. The more we learn about the function of process the more effectively we can create, adapt and modify the tools we use to perform a specific function better. The ultimate skill level is to understand a tool to the degree that all of its performance potential is realized.

Tool categories that we will investigate are a variety of bench tools, forming tools, and specialty tools.

Bench Tools: Ring clamps, Bezel and Prong pushers, Draw plate- (for forming tubing), Sanding sticks, Finishing and Texturing tools- (flex-shaft), Holder for drilling beads, pearls etc., Metal thickness indicator, Wire and Tube cutting jig.

Forming Tools: Synclastic/anticlastic, Shell Forming, Hammers, High impact materials, modification of existing stakes. Hammers, making and replacing handles including how to best rehandle and wedge a hammer. Repurposing Tools- large bolts steel bolts- Railroad tie nails- Old jack hammer bits- Scotch stone refining sticks (pumice)- Stainless Steel wire.

This workshop is chock full of great information. HMAG is working out the details of the when & where. So, keep your eyes open...and your membership up-to-date.



Val Link

SCHOLARSHIP WINNER

by Jessica Jacobi

Congratulations to Andrea Finch, Winner of the 2016 HMAG Educational Scholarship!

Andrea was selected as the recipient of the \$500 Scholarship to be used for a metalsmithing class in 2017. In her application she explains how her continuation of her practice in Metal Arts will offer an enriching and valuable outlet for her to explore the world and express herself.

Congratulations to Andrea, and thank you to all who applied for the Educational Scholarship!

We can look forward to Andrea making a presentation to HMAG in the coming year to let us know how her metalsmithing practice has been enhanced by this scholarship.



The Best Laid Plans
Andrea Finch

TIPS & TRICKS

by Cathy Prieto-Smith

I have worked in metals for many years. Discovering secrets at the bench has been my obsession for nearly as long. I LOVE to experience “ah-ha” moments (sometimes called “Duh” moments). When I hear or see a tip, I scramble to grab my pen or I type it into my phone’s notepad. Below you will find a few of my favorites. Enjoy!

For pickling tiny objects such as granulation spheres, use a rubber tea infuser in your pickle pot. You can also use stainless steel but sometimes it’s hard to know if it is really made of stainless. I have had the misfortune to assume... and we all know what happens to our precious creations when we are mistaken. But all was not lost. With a bit of hydrogen peroxide and an equal amount of warm pickle, in a separate container, I was able to remove the unwanted copper plating that occurred. The good news is that I can still use those “stainless look-alikes” in the vibrating polisher. Add some stainless steel shot and your tiny pieces, close the lid securely and place it in the polisher. It keeps them together and manageable. And works like a charm!



Speaking of granulation spheres, Andy Cooperman says; when using sterling to make granulation spheres, cut off the oxygen just prior to removing the flame. If you use an acetylene torch, this is accomplished by covering the oxygen holes on the torch tip (wear a glove because it’s hot). This will create a more spherical sphere.

Have you ever tried to file a pierced piece only to find the tip of your file is the only part useful because the file is tapered and won’t fit? Val Link says: cylindrical pillar files (used for sharpening chainsaws and available at hardware stores) are useful for a number of applications since they don’t taper. And they come in a variety of sizes. I own one that is my favorite go-to file.

Sue Amendolara coils her wire solder up and puts it in a metal cigar holder and marks each one hard, medium and easy. She drills a hole in the lid and has the wire come through the hole so she can either snip or stick-feed it from the tube. This way it doesn’t get all tangled around her bench and she doesn’t lose track of the grade.

Tim McCreight says: In cold connection, if the rivet hole is too large, planish the area around it to move the metal inward (“Duh” moment). Do your eyes a big favor...Celie Fago loves the 20 by 20 by 20 rule she learned from her father, a graphic artist. Every 20 minutes, focus on something 20 feet away and you will maintain your 20-20 vision much longer. You need to change your focus to keep your eyes strong. In my past life, before metal, I was an ABO Certified Optician. I am here to tell you that this exercise is so important. Although, I understand.

We lose track of time while we are focused on an object that is usually less than 8 inches from our nose. Just as we must stretch out our back muscles, we must also keep our optic muscles in shape. I keep my studio spread out. I have no choice but to get up and cross the room to drill, polish, forge and torch anything I am working on. It’s good for the bum, as well!

I have found a sensible and economical tip for keeping tools in good condition. I save all the packets of silica gel that come in items I’ve ordered (Amazon Prime is my friend!!). I used to have a small studio in the garage. I lost a lot of tools to rust in those days, until I realized what these little silica babies were for. Now I throw them into my toolboxes to eliminate moisture and the threat of rust on my tools. They really do work! I have also heard that it will slow down the tarnishing of your sterling silver. Hmmm, I’ll have to try that one!

Do you ever wish you knew exactly how much wire you used in your last project? Don’t you feel silly trying to roll that earwire on your ruler to guesstimate a length? It never quite works out! One solution I found is to use craft wire to design your piece. Precut a certain amount of wire, and write that amount down (I always cut a bit more than I estimate). When the piece is finished, I measure the leftover wire. I subtract that from the initial measurement and voilà! I am left with a number that tells me how much I used. But don’t forget to write it down in your design book or somewhere you can find it again!! When you hit on the perfect size earwire, it’s nice to be able to reproduce it. If you have had an “ah-ha” or “duh” moment and would like to share, send me an email at C.PrietoSmith@Charisma-Designs.com. I’d love to hear about them!



MY TUSCON SHOW EXPERIENCE

by Cathy Prieto-Smith

After a late take-off from Houston, we arrived in Tucson ready for our adventure. Looking at the maps and all the 44 different shows, was a bit overwhelming. Where do we begin!!? It was nearly 1:30 and we couldn't check in to the hotel till 3:00 so we left our luggage in the car and headed out on foot. The good news, our first stop would be at the Arizona Mineral & Fossil Show.

Our trip to Morocco in November, where my husband & I went fossil hunting, yielded us a few large stromatolites that wouldn't fit in our suitcase. Our guide, Moha, would be in Tucson for the show and promised to ship them in his containers for us to pick up while we were here. We underestimated the amount of walking. Moha was about 2 miles away but the minerals and gems between us were oh-so inviting! It took us nearly 3 hours to make the 2 mile trek. By the time we reached our Moroccan friend, my handbag weighed an extra 10 lbs of small treasures found on our journey.




Did I mention overwhelming? Reaching the hotel at about 6:30pm, my dogs were screaming. Now for dinner... once in our room we both removed our shoes and lay down "for just a minute". Yeah right. It's times like these when we have to surrender to the idea that we're not as young as we used to be. Our feet hurt, our backs hurt, our knees and ankles hurt. Sheesh!! Maybe delivery? We settled on a Spanish Restaurant with tapas. Yummo!

The next morning was my gem & jewelry day! We headed first to 22nd Street Mineral, Fossil & Gem Show. SCORE! There was a gentleman who was retiring and had everything (TOOLS!!!!) in his booth for sale at

prices that paid for my trip. Along with my new tools I purchased some fossils that will be a lot of fun to set. Then on to AGTA, booth 207 to see Lexi Erickson at The Clam Shell. These guys know how to cut a stone to get the most amazing colors and design. \$748 later, it was a great visit. Next on to Intergem Tucson Gem & Jewelry Show, Not so great. Although I did find an amazing estate sale ring. No markings but it is sterling & gold! At this point, my feet are talking to me. But JOGS was right down the road. So we headed over. Here I picked up another hand full of amazing cabs. Then I ran into Jeff Faulkerson in the "workshop" area. He was doing demos for a group of interested onlookers. It was good to see him.

Day after day, show after show... I did mention overwhelming, right? The list of vendors goes on and on. My advice, to anyone wanting to experience this amazing show(s), would be to Do Your



Cathy Prieto-Smith



Homework First! Figure out what you are looking for and find the vendors that may have it, if you can. The website was not very user friendly, but in all fairness, I had never gone before. So, I had no idea what to expect. All in all, it was a great experience! I would do it again.

2016 SPECIAL PROJECTS REPORT

by Jessica Jacobi

HMAG is pleased to announce an invitational exhibition opportunity that is extended to our organization by Karen Cruce, a consultant for [Tea+Art] Gallery in the Houston Heights. In March 2017 they will be presenting the show titled **Meeting of the Guilds**, which also includes the Handweavers Guild and Clay Houston.

Detailed information about the application process can be found on the HMAG website.

ANDY COOPERMAN ARTIST TALK


Andy Cooperman will be in Houston in March to do a workshop for Charisma Designs. During his visit, he will give an Artist Talk for HMAG, "The Rabbit Hole & Assorted Things". Always interesting and thought-provoking, Andy will entertain HMAG once again with his wit and wisdom.

Friday, March 24

6:30 pm social time, program starts at 7 pm

Charisma Design Studios

226 Cavalcade, Houston TX 77009



Andy Cooperman

JoolTool PROGRAM

by Jane Bocchini

Anie started her career working with her father as a jeweler at age 11. She has created the most amazing tool that does so many things because the standard tools were not doing the job. In April, Anie, the inventor of the JoolTool™ and CEO, will come share with you her experiences using the JoolTool. She will demo all aspects of how the JoolTool works with metals, metal clay, enamel, glass, stone cabbings and hammer/tool polishing.



Anie Piliguan

If you are like most metalsmiths, you have limited time and limited space to create. You also travel to classes and play dates and need your tools at the ready.

The JoolTool™ covers almost all of the automated tool needs, making sanding, grinding, polishing, and stone cabbings, faster, more compact, easier and more flexible. Join us and see how it works.

HMAG's program director is in the process of working out the logistics for this program. It is tentatively scheduled for April. Please check HMAG's website in March for updates about this upcoming program and the location and dates.



HMAG CALL FOR NOMINATIONS

by Terry Fromm

HMAG holds annual elections for Board of Director positions each April for a new term beginning in June, the start of each Membership Year. HMAG's 12 board positions are volunteer, 12 month assignments and are described below. Being a Board Member is the single easiest way to get involved with HMAG events and programming. To nominate yourself or to recommend another member, please contact HMAGPres@gmail.com or HMAGVicePres@gmail.com.

ADMINISTRATIVE

- The President is the "principal executive officer" (aka "Herder of Cats") and supervises and controls all the business and affairs of the organization. Talk about power! Sound like you?
- The Vice President (aka "Jack or Jill of all Trades") performs the duties of the President if the president decides to take a break. The VP also performs any other duties as needed.
- The Treasurer is responsible for the funds of the organization, keeps proper books and submits a report of the accounts at each meeting of the board. Is Money your thing?
- The Secretary keeps the minutes of the meetings of the Board of Directors, and keeps the Board on track. Tough job, that!
- The Membership Chair maintains accurate records of all memberships paid, sends a welcome letter and membership card, provides member email distribution lists. Like spreadsheets?

ACTIVITIES

- The Programs Chair is responsible for selecting and scheduling the speaker(s) or activity for bi-monthly member meetings. Imagine being able to bring in the topics you want to hear about!
- The Workshop Coordinator determines the topics and potential instructors for HMAG's quarterly workshops. This is a tremendous opportunity to get your own training desires met!
- The Special Projects Chair is responsible for member shows & exhibitions, usually one per year. Is presenting HMAG talent to the public what you are passionate about?
- The Education Coordinator is responsible for managing 2 programs within HMAG: A Student Scholarship of \$500 and a \$500 Member. Kind of like being Santa Claus!
- The Librarian manages HMAG's great collection of books & videos arranging for members to check out or browse the collection.

COMMUNICATIONS

- The Communication Coordinator maintains the HMAG website, adding announcements and descriptions of upcoming events, and sends out regular email communication to keep the membership informed. You'll always know what's going on in this role!
- The Newsletter Editor puts together a biannual print newsletter to be mailed to all HMAG members which documents past activities and promotes HMAG member accomplishments.

HMAG was founded to provide for the exchange of ideas and information, as well as offer affordable educational opportunities to its members and the public. The skills, energy and enthusiasm of HMAG members promote and sustain these successful programs. We welcome, encourage, and NEED participation by everyone. Please consider joining the board so that you can also contribute to these goals.

HMAG HOLIDAY PARTY 2016

hosted at Cathy Prieto-Smith's Home



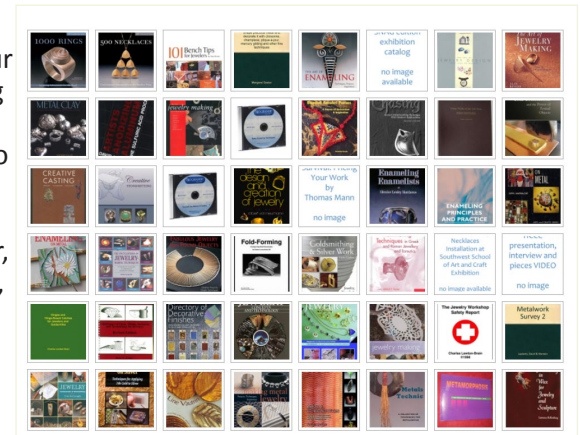
FROM THE HMAG LIBRARY

Do you know that HMAG has a really great library?

Come visit the books at Charisma Design Studios.

Address: 226 Cavalcade St
Houston TX, 77009
at the corner of Fulton and Cavalcade.

If you want to check out a book, peruse our selection, or just hang out and read for a while, head on over to Charisma Design Studios. Send our librarian, Marjorie Metoyer, hmaglibr@gmail.com, an email letting her know when you want to come by.



Houston Area Metals Courses:



ART LEAGUE HOUSTON
Mary Rogers
maryrogers60@hotmail.com



GLASSELL SCHOOL, MFAH
Jan Harrell
jannyh@swbell.net
Nathan Dube
nathan.dube@gmail.com
Sandie Zilker
spzilker@sbcglobal.net



SAN JACINTO COLLEGE SOUTH
Jeff McGee
Jeffrey.McGee@sjcd.edu



HOUSTON COMMUNITY COLLEGE CENTRAL
Corey Ackelmire
corey.ackelmire@hccs.edu
Jessica Jacobi
jessicadjacobi@gmail.com
Masumi Kataoka
Masumi1774@yahoo.com

HOUSTON COMMUNITY COLLEGE STAFFORD
Martha Ferguson
mfergusonstudio@gmail.com

Artist Studio Spaces Available

Daily
Weekly
Monthly
Annual Lease

Classes For All Levels

Glass, Ceramics, Metal, PMC, etc.
with Top Instructors

Visit us online and check out
our calendar of fun!



www.Charisma-Designs.com

CHARISMA



ART GALLERY

DESIGN STUDIOS

MEMBERSHIP & YOU

The Houston Metal Arts Guild, Inc. is a non-profit organization, 501(c)3, made up of people with varying interests and involvement in traditional and contemporary jewelry and metal arts. The Guild was founded to provide for the exchange of ideas and information, as well as to offer affordable educational opportunities to its members and the public. The skills, energy and enthusiasm of HMAG members promote and sustain its successful programs.

MEMBERSHIP BENEFITS INCLUDE:

- Members-only workshops
- Invitations to exhibit your work in Member shows
- Full access to members-only section of the website which includes:
 - Free member gallery page on HMAG.org¹
 - HMAG's member directory
 - Access to HMAG's comprehensive library
- Notices through the HMAG website, email marketing, and administered social media posts concerning:
- All HMAG sponsored events, services, or information
 - Other non-profit charity, community, metal arts or general craft field related events, services, or information
 - Exhibitions, receptions and/or publications involving current HMAG members²
 - Calls for Entry
- 10% discount at participating local vendors
- Technical and business programs
- Visiting artist lectures and panel discussions
- Social networking³
- Social events with local and visiting artists

¹ By submitting or updating your member profile on the HMAG website, you instantly increase your Internet presence and have a chance of being a Featured Member on the website and in email notifications. Who couldn't use more exposure for your work?

² Send your news to Terry Fromm at HMAGComm@gmail.com for inclusion in a Member News section of HMAG's eblasts.

³ Take advantage of HMAG's social networking. Use #hmaghouston when sharing your work on Instagram. Promote HMAG while HMAG promotes you!

"I'm an HMAG member because I think it's important to be a part of a community of people sharing and experiencing a love for contemporary jewelry and metal arts. I love seeing the diversity and creativity of everyone's work."
Amber Tiemann, Membership Chair

HOUSTON METAL ARTS GUILD

Membership is annual and runs from June 1st through May 31st

- ☐ New Membership \$30
- ☐ Family Membership \$50
- ☐ Corporate Membership \$100
- ☐ Renewing Membership \$30
- ☐ Full Time Student Membership \$15

Corporate Members receive a 1/2 page color ad in an issue of our newsletter.

Name: _____

Company Name: _____

Address: _____

City: _____ State: _____ Zip: _____

Cell Phone: _____ Alt. Phone: _____

Email: _____

To become a member please enclose a check made payable to the Houston Metal Arts Guild, Inc. & return to: PO Box 270452, Houston, TX 77277-0452. You can also sign up online www.hmag.org.

As a non-profit organization managed by volunteers, we need assistance from our members with various HMAG functions. We hope you can volunteer.

- ☐ Phoning Members
- ☐ Communications Committee
- ☐ Program Committee
- ☐ Workshop Committee
- ☐ Workshop Assistant
- ☐ Submit article for newsletter
- ☐ Wherever help is needed



PO Box 270452
Houston, TX 77277-0452

join us at www.hmag.org



[houston_hmag](https://twitter.com/houston_hmag)

Robert Lincoln Straight Studio

Private Glass Blowing Lessons available this fall

- You will learn the basics of offhand glass blowing (a specialty on the island of Murano).
- Cost will be per hour and varies with choice of materials.
- For information about schedule, fees and availability please contact Bob at ristra@att.net.

Artist Robert Lincoln Straight has been learning the nuances of blowing glass art for about 15 years. A jewelry designer for 30 years, Straight also works in wood and metal. His home studio displays many of his sculptural pieces and metalworks.



As a young man, he trained in the industrial arts, was a woodworker by trade & also worked making foundry patterns. He's a certified gemologist and a diver; much of the jewelry he designs carries an underwater motif.

"Glassblowing is addicting, the more you do it, the more you want to do it."
Bob Straight



EGGM Enterprises

Specializing in basic supplies for metal artists and related crafts

Custom Student Supply Kits

POs Accepted - Custom Metal Cuts - Lowest Prices!

Do your students have difficulty finding the right supplies for the lowest prices? Would you like a simple solution?

EGGM has the answer!


We provide basic supplies to students and instructors at the best prices as well as custom kits just for your class at no additional charge.

EGGMEnterprises.com - eggmenterprises@earthlink.net

Thank you! Liz Guild, owner EGGM

[310-780-6075](tel:310-780-6075)





HOUSTON
METAL ARTS GUILD

join us...



houston_hmag